

# CUSTOM VAN-FITS

FULLY EQUIPPED MOBILE  
OPERATIONS BASE FOR  
PROFESSIONAL CCTV  
PIPELINE INSPECTION







# TRIED & TESTED

## OUR VAN-FIT CONFIGURATION

## TICKS ALL THE BOXES!



Successful pipeline inspection companies need reliable, professionally equipped, vehicles from which to perform safe, efficient, cost effective surveys. Trusted throughout the industry, Mini-Cam has over 20 years experience in bespoke van-fits. We are the only UK company to offer van-fits in-house, we never outsource our van-fit work to a third party. Every van-fit that leaves our workshop is carefully monitored and analysed, and we continue to research the working practices and needs of our customers, in order to continually improve our product. Our passion for perfection has resulted in our best ever van-fit solution - the **SurveyPro**.

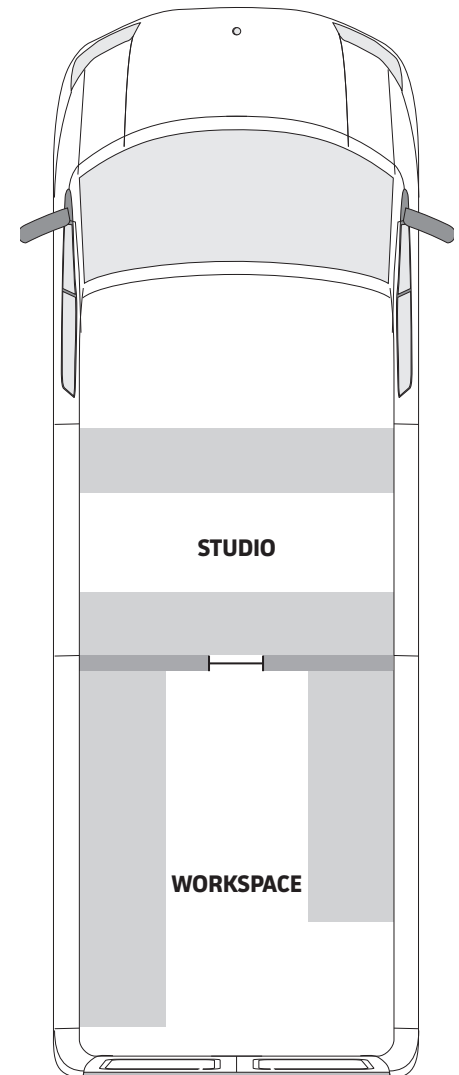
**MINI-CAM IS THE ONLY UK CCTV COMPANY  
TO DO CUSTOM VAN-FITS IN-HOUSE**

### **WE NEVER OUTSOURCE OUR VAN-FITS**

Our proven van-fit configuration enables operators to carry out professional pipeline inspections in the most challenging environments, with instant on-site reporting.

**SurveyPro** comes complete with a host of features as standard, and can then be tailored to the specific needs of your business. Anything from changing the placement of fixtures and fittings within the vehicle, to optional extras, and of course the choice of Mini-Cam equipment and accessories that can be included.

Mini-Cam's **Survey Pro** van-fit layout is divided into a studio area from which surveys are controlled and monitored, and a rear workspace where the inspection equipment is stored for transportation and deployed for underground inspections. Executed to the highest standards, we offer a bespoke service to new vehicles as well as restoring older versions that require new equipment or the latest technology.





### **RAIN DEFENDER**

Helps to protect  
the operator and  
workstation from  
the elements

# STUDIO


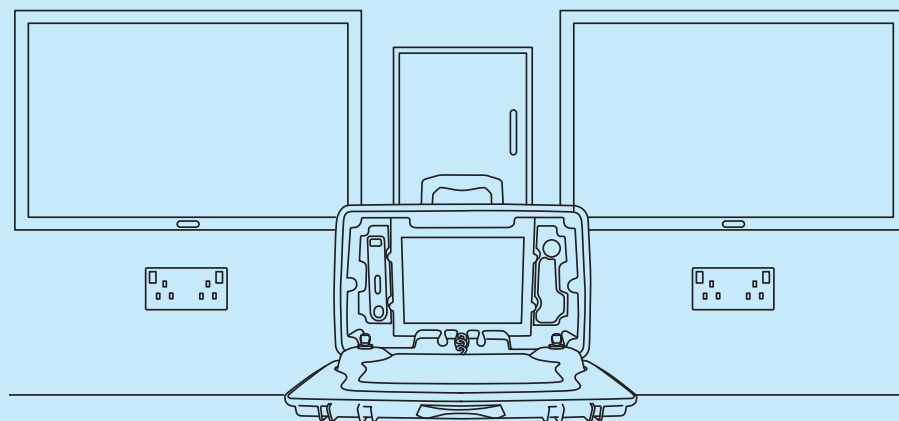
Designed to be practical, user friendly and comfortable for the operator, the generous studio space is utilised to its full potential and includes an in-built laminate top workstation, sturdy base cabinet with six soft-close lockable drawers, a keyboard slider and optional notepad slider and a padded seat with backrest.

## SURVEYING

Surveys are monitored and reports generated using the Mini-Cam Control Unit CCU208 via an industrial 19in rack-mount personal computer with dual 21inch flat screen monitors. Operators using *WinCan VX Advanced* software will require both monitors.

## COMMUNICATION

Convenient communication between the operator in the studio and the operator in the workspace, is provided via a wall mounted 2-way intercom system and an in-built viewing window.



Night Heating


Mastervolt  
Charging

### TOTAL CONTROL

Communication,  
viewing, split charging  
and working  
temperature



Intercom



Viewing  
Window

## ON-BOARD CHARGING

The split charging of the Mastervolt Inverter is controlled and monitored using the digital display.

## HEATING & LIGHTING

Bright LED strip lights illuminate the studio, and the in-built night heater provides a comfortable working temperature for night work and early morning start-ups.

## RAIN DEFENDER *(see opposite)*

A sturdy, clear, shatter-proof fixed screen helps protect the operator and workstation equipment from wind and rain when working in inclement weather conditions.





### **VIEWING WINDOW**

Enables studio operator to monitor workspace and site activity

### **SAFE TRANSIT**

Multiple load-locks provide ample lashing strap anchors to secure equipment

# WORKSPACE

The spacious rear of the vehicle is designed to house survey equipment in a safe and secure area for transportation, and provide a practical, organised layout for quick, easy deployment on site. The walls and surfaces are finished with a durable wipe-clean surface and all cabinetry is edged with mitred aluminium right-angle trim to protect against damage.

## EQUIPMENT

The SurveyPro van-fit layout accommodates a full suite of Mini-Cam equipment which can be customised to suit your specific business requirements. Include the full suite or select from push camera, three sizes of crawler, motorised or manual cable reel, floatation raft and accessories such as van guide pulley (shown right) cable reel guide and manhole top roller.

## OPERATOR HYGIENE

The workspace houses the hygiene system (see page 13). If preferred, this can be located within the studio.



Van Guide Pulley reduces friction and provides additional guidance for the cable when paying out and rewinding

Storage compartments for accessories and manhole grips etc

## COMMUNICATION

Communication between operators is provided with the viewing window and intercom. There is also a ceiling mounted camera that relays an image of activity within the workspace and outside, onto the monitor viewed by the studio operator.



## WATER WASH DOWN

Equipment cleaning is carried out using the conveniently positioned, retractable 10metre water hose and pneumatic air hose (see page 14).

## HEATING & LIGHTING

Bright LED strip lights illuminate the workspace and the in-built night heater provides a comfortable working temperature for night work and early morning start-ups.

### READY TO DEPLOY

Sturdy extending platforms enable quick connection of crawlers



# POWER CENTRE

The power distribution for the on-board equipment is concealed beneath a padded seat in the studio area, and features a cleverly integrated storage compartment. The power centre comprises a mains consumer unit and state-of-the-art *Mastervolt* mass combi-inverter with digital battery status and condition monitoring. This offers many benefits including silent operation for use in sensitive situations - such as night-time and weekend work, low maintenance, no fuel costs and an in-built split charger, so the engine will re-charge the two 160AH batteries when running.

The circuitry is fuse protected and wired to exacting standards by our qualified auto electricians.

When stationary the vehicle power centre is charged using an extension charging cable which is quick and easy to connect via the mains inlet, conveniently located on the driver side of the vehicle.



**MASTERVOLT**  
THE POWER TO BE INDEPENDENT



## **SPACE SAVING**

Small item storage  
compartment  
concealed beneath  
the hinged seat





FULLY CUSTOMISABLE TO **YOUR BUSINESS** REQUIREMENTS



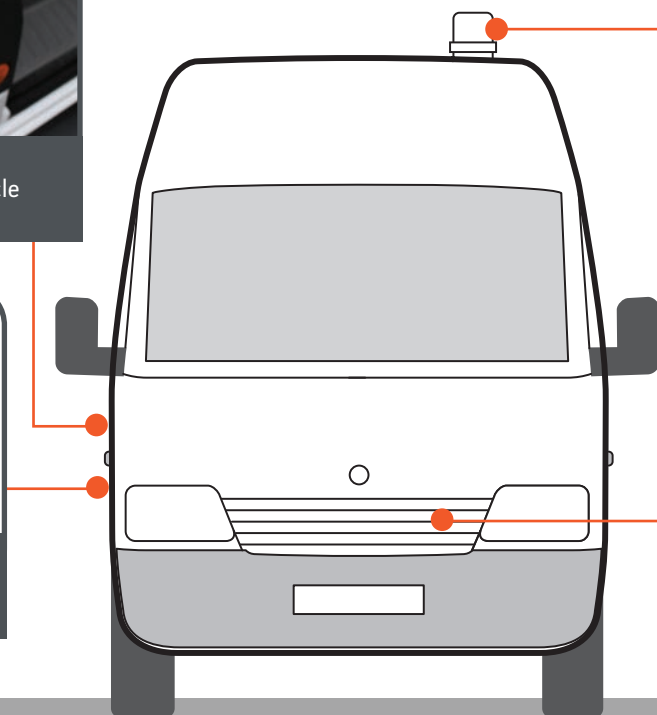
#### MAINS INLET

Easily accessible to enable vehicle charging from mains supply



#### WATER INLET

For quick re-fill of the 35 litre on-board water tank



#### LED ROOF BEACON

Rotating LED provides increased visibility to oncoming traffic



#### LED STROBE LIGHTS

Provide increased visibility to oncoming traffic

## MASTERVOLT INVERTER FEATURES

LOW MAINTENANCE

NO FUEL COSTS

SILENT OPERATION FOR SENSITIVE SITUATIONS

CHARGES BATTERY WHEN VEHICLE IS RUNNING



#### HANDIWASH

Hot running water for hand washing



#### DEB HAND HYGIENE SYSTEM

Three process hand cleansing system helps to protect against cross-contamination



#### TOWEL DISPENSER

Wall mounted for convenient use




#### FIRST AID KIT

Comprehensive kit in a carry case



#### FIRE EXTINGUISHER

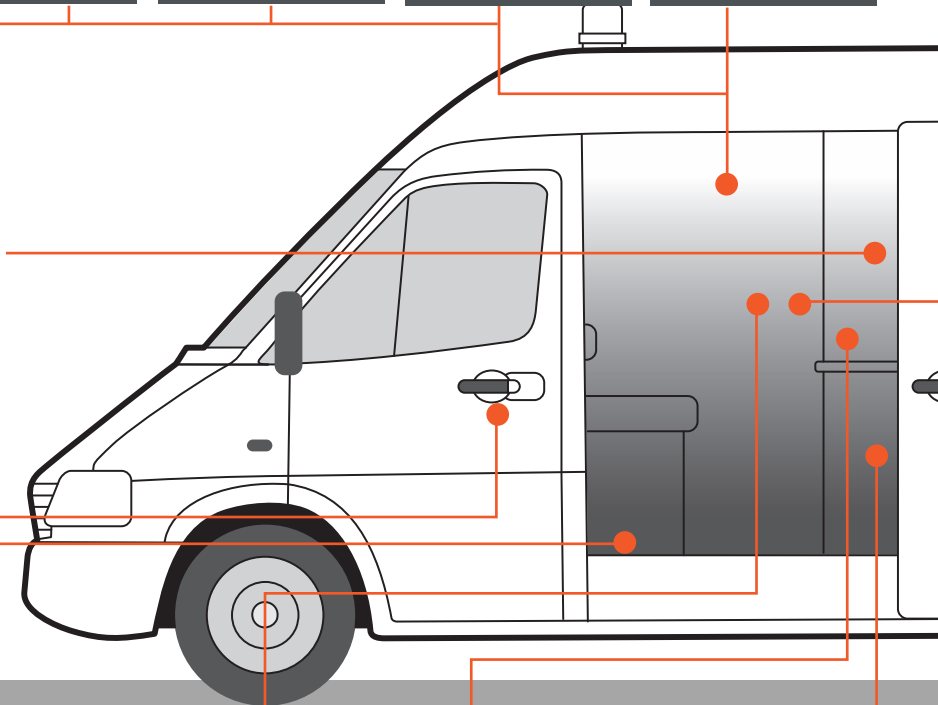
0.6kg ABC Powder type



#### DUAL TFT SCREENS & CONTROL UNIT


Two 21inch TFT flat screens and MIni-Cam Proteus Control Unit operated via a 19inch rack-mount PC

**PLEASE NOTE:** All equipment shown is for illustration purpose only, not necessarily included with SurveyPro van-fit, and subject to change by client's customisation options. Position and location of equipment may also vary depending on client customisation options.



#### ARMAPLATE LOCKS

Permanent ultra-high security locking system



#### POWER CENTRE

The rechargeable hub of the vehicle (see page 8)



#### MASTERVOLT

Digital control of the power centre



#### RAIN DEFENDER

Protection against inclement weather



#### STORAGE DRAWERS

Under desktop cabinet with lockable drawers

**VIEWING WINDOW**

Assists communication between operators

**REAR VIEW CAMERA**

Relays image from work-space to studio monitor

**INTERCOM SYSTEM**

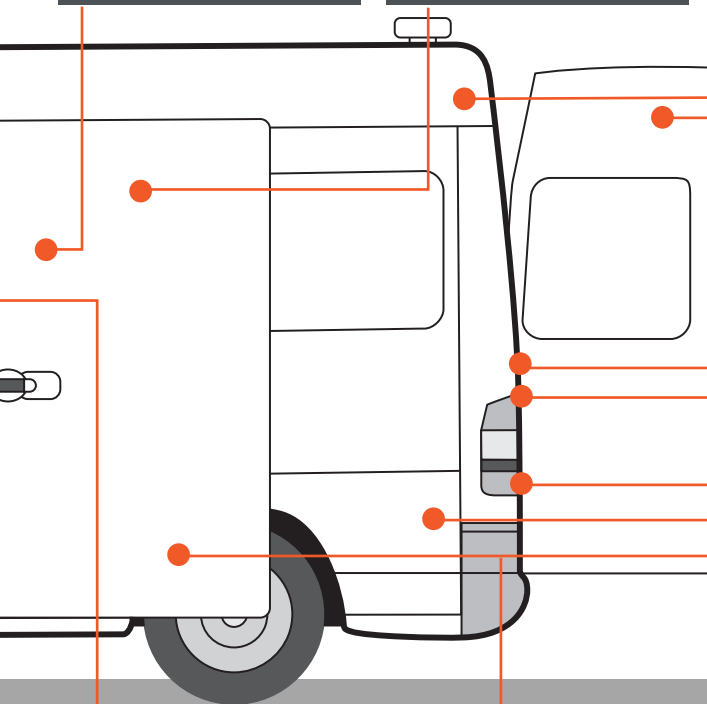
Assists communication between operators

**COAT HOOKS**

Convenient for work-wear storage

**STORAGE SHELVES**

For manhole grips, accessories etc

**EXTENDING PLATFORMS**

Storage platforms extend to enable easy set-up of crawlers ready for deployment

**NIGHT HEATER**

Programmable timer for on-board heating system

**WATER TANK**

Pumped 35 litre (7.6gall) capacity water tank

**AIR COMPRESSOR**

Supplies the air-hose (page 14)

**CABINERY**

Edge protected with angle trimming

**WASH DOWN HOSE**

Spray nozzle with 10metre hosepipe



FULLY CUSTOMISABLE TO **YOUR BUSINESS** REQUIREMENTS

## HIGHWAY MAINTENANCE

**HIGHWAY VISIBILITY SIGN**  
Required by law in certain situations



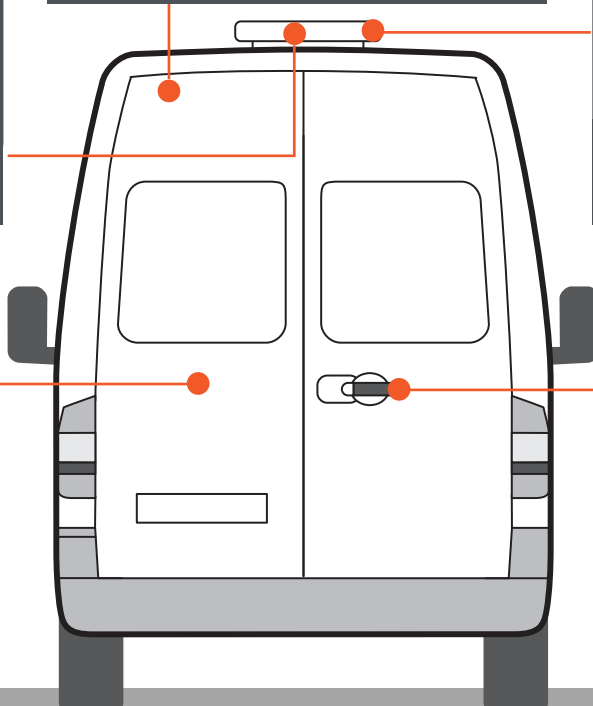
**LED ROOF BEACONS**  
LED strobe light provides increased visibility to approaching traffic



**REVERSING CAMERA**  
Relays image of rear activity area to driver, via LCD monitor in cab



**CHAPTER 8 CHEVRONS**  
For high visibility. Required by law in certain situations

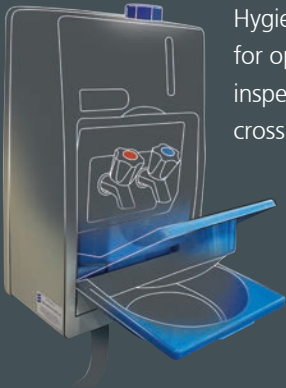


**ARMAPLATE LOCKS**  
Permanent ultra-high security locking system

## KEY BENEFITS

MINI-CAM'S TRIED & TESTED VAN LAYOUT  
Customisable TO SUIT YOUR BUSINESS NEEDS  
ECONOMICAL RUNNING COSTS  
LATEST ON-BOARD SURVEY TECHNOLOGY

# HYGIENE



Hygienic working practices are paramount for operators carrying out surveys and inspections. To help eliminate the risk of cross contamination, we fit a conveniently placed drop-down wash basin to supply hot and cold running water for hand washing.

A surface mounted hand cleansing system with refillable pump dispensers, provides **Barrier Cream** to help protect the skin against contact with workplace contaminants, **Hand Cleanser** to ensure the hands are physically clean, and **Hand Sanitizer** which provides effective skin disinfection after possible skin contamination with harmful germs.



# SECURITY

For your peace of mind, we fit the Armaplate Sentinel door lock system, which offers the ultimate in permanent ultra-high security. The system works by completely encasing the lock-barrel and surrounding areas, and is fixed securely to the door. There are no moving parts and no keys to be lost or broken, security is 24/7 and requires no activation by the driver. Made from high-grade stainless-steel which will never rust and spoil the appearance of your vehicles, the Sentinel is the perfect choice for the discerning fleet manager.

# SAFETY

On high-speed roads, all vehicles stopping on the highway for works purposes or inspections are required by law to be equipped with high visibility rear markings. Our Chapter 8 compliant conspicuity reflective markings will help to keep you safe while working on-site.



# FIRST AID & FIRE

All van-fits are fitted as standard with a fully equipped First Aid kit and Powder Fire Extinguisher, both wall mounted for easy access in the event of an emergency.



# HIGHWAY MAINTENANCE



# WASH-DOWN

Clean, well maintained equipment is key to keeping it reliable, in good working order and ready for the next inspection challenge. Mini-Cam's in-built wash-down facility enables operators to hose and dry equipment immediately after use. Maintaining an immediate after-use cleaning regime makes for easier cleaning, before the soiling dries on the equipment. The 10metre anti-kink hose allows for easy reach to equipment around the vehicle and work site.



The integrated airline provides a gentle, yet effective blast of air, to disperse excess water from equipment after washing down. Durable, tangle-free recoil hose is used.







# CUSTOMISE YOUR VAN

Mini-Cam custom van-fits make it easy to get exactly what you need to operate your business, with the option further down the line to upgrade with extra equipment, as and when your business demands, or when your budget allows. Our flexible options scheme has helped everyone from small one-man operations to nationwide corporations, plan, develop and expand their CCTV van fleet with ease. Speak to us today, we'll be right behind you all of the way!

Any make or model of vehicle can be fitted-out. The most popular vehicle models with our clients include:

- Fiat Ducato**
- Ford Transit**
- Mercedes Sprinter**
- Renault Master**
- Vauxhall Movano**
- Volkswagen Crafter**



# THE BUILD

Due to continued expansion our van-fit operation recently re-located to larger premises, just one mile from our head office and production facility. The new unit houses a timber cutting area, soft furnishing department and a multi-bay installation workshop complete with hydraulic vehicle lift.

All joinery, cabinetry, furnishing and electrical work is carried out by our own team of four highly skilled full-time staff. Rest assured that we never outsource any van-fit work to third parties.


For new-builds we take delivery of your empty vehicle and carry out a first fix of electrical wiring. All internal walls are panelled out with strong, yet lightweight



Cabinet assembly



Adhesive application for velour carpeting



Applying sealant to cabinets





plywood, finished with a durable wipe-clean surface. Bulkhead wall is fixed to divide the studio area and rear workspace. Next the inverter is fitted and wired, along with the air compressor and water storage tank. Seating, storage compartments, shelves, workstation and rain defender are then fitted, along with the hygienic hand cleansing system, water wash-down hose and safety equipment to complete the fit-out. Finally the customer's choice of equipment is installed and tested.

Mini-Cam's multi-vehicle installation bay enables work to be carried out on up to five vehicles at once. The auto electricians, cabinet fitters and installer can each work individually on their specialist area in each van, to ensure constant stage-by-stage progress and fast turnaround of each van-fit.

Mini-Cam prides itself on using the best materials for the job, quality workmanship and attention to detail. Our enviable build quality and standard of finish is renowned throughout the industry.

### ATTENTION TO DETAIL

Cabinetry is protected with neatly mitred aluminium angle trim



Durable wipe-clean laminate workstation top





# SPECIFICATIONS SURVEYPro VAN-FIT

STUDIO	Desktop workbench with lockable drawers	✓
	Control unit and PC housings	✓
	Concealed wiring	✓
	Seating for 2 operators	✓
	LED lighting	✓
	Intercom system	✓
	Viewing window to rear workspace	✓
	Rain defender	✓
	First Aid kit and fire extinguisher	✓
	Rackmount industrial PC	○
	LCD TFT anti-glare monitors 15" to 21"	○
	Battery status and charging controls	○
	Studio heating with programmable timer	○
	Pull-out shelf for notepad	○
	Printer and printer shelf	○
	WinCan reporting software	○
	Chemical toilet	○

WORKSPACE	Work areas coated with impact resistant washable surfaces	✓
	Heavyweight lockable slider unit for large crawlers	✓
	Storage for accessories, cones, signs, manhole grips etc (items supplied separately, or clients own)	✓
	Intercom system	✓
	Van interface box	✓
	LCD TFT colour screen for live picture viewing	✓
	LED work area floodlight	✓
	Anchor points for lashing straps	✓
	Hot and cold handiwash	○
	Washdown facility with pump	○
	Air compressor	○
	Tripod storage area	○
	Rear workspace heating	○
	Extra LED work area floodlight	○
	Side door work light	○
	Rear view security camera with studio monitor	○

POWER	Batteries/Inverter for the stand alone usage of the vehicle	○
	Combinations of different power supplies	○

EXTERIOR	Thatcham approved vehicle alarm	○
	Armplate security on all doors	○
	Dead locks	○
	Reversing camera with cab monitor	○
	Amber LED strobe lighting to front and rear	○
	Towbar	○
	Rear access step	○
	LED roof beacons	○
	Solar panels on the roof	○
	Extra 12v sockets	○
	External vehicle camera system	○
	Chapter 8 high visibility chevrons	○
	Conspicuity stripes	○
	Rear canopy	○

## FULLY CUSTOMISABLE

Flexible options to help you create the ideal van-fit for your business needs

✓ Standard on SurveyPro Van-Fit

○ Optional Extra

## BOOK YOUR FREE DEMONSTRATION

WE WANT YOU TO HAVE 100% CONFIDENCE IN OUR CUSTOM VAN-FITS. CONTACT US (SEE OPPOSITE PAGE) TO ARRANGE A FREE, NO-OBLIGATION DEMONSTRATION OF OUR CUSTOM VAN-FIT DEMO VEHICLE, AT YOUR CONVENIENCE AND YOUR LOCATION

# HOW TO FIND US

## Mini-Cam Custom Van-Fits

Innovation House  
Unit C, Kirkstead Way  
Golborne  
Warrington  
WA3 3PY

## CONTACT US

Telephone: 01942 270524  
Email: [info@minicam.co.uk](mailto:info@minicam.co.uk)

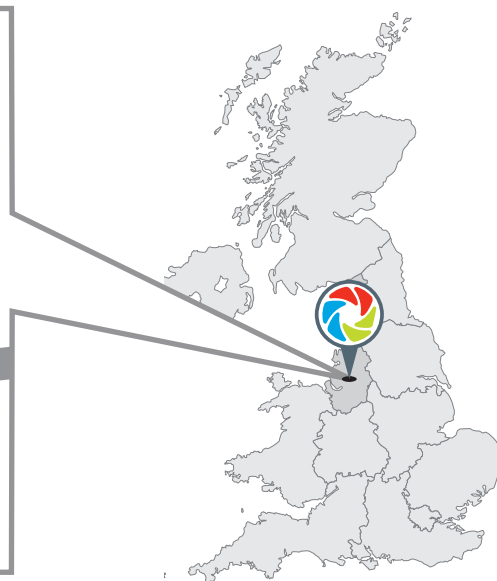
### UK Sales Manager Greg Guest

Email: [greg.guest@minicam.co.uk](mailto:greg.guest@minicam.co.uk)  
Mobile: 07738 804511

### Sales Support Technician Matthew Stark

Email: [matthew.stark@minicam.co.uk](mailto:matthew.stark@minicam.co.uk)  
Mobile: 07493 868750

[www.minicam.co.uk](http://www.minicam.co.uk)



*For more InPipe Innovation visit*  
**minicam.co.uk**

**Mini-Cam Custom Van-Fits**

Innovation House  
Unit C, Kirkstead Way  
Golborne  
Warrington  
WA3 3PY

Tel: 01942 270524  
Email: [info@minicam.co.uk](mailto:info@minicam.co.uk)

[www.minicam.co.uk](http://www.minicam.co.uk)

